

## SYSTEM MAP



*This is a tool for visualizing the system that supports your project, making it contextually feasible and outlining key relationships.*






*This system will involve stakeholders (human and non-human, institutions, etc.) relationships between these (information flows, labour flows, material flows, life-energy flows, monetary flows, etc) and locations.*

*You can use logos, icons and words, add more types of flows and anything else you want!*

*1. In a spare paper draw your offer in the centre and all the stakeholders involved around it, then draw arrows to represent flows. You might need to add locations, other stakeholders, or new flows.*

*2. Once you have a good system map, copy it in this template in a more organised/readable way. Make sure that you have all the relevant info needed to explain your project comprehensively.*

## REFERENCES

-  Energy flow
-  Information flow
-  Material flow
-  Labour flow
-  Monetary flow